



Whidbey
Homeless
Coalition

2021 Annual Report



Who We Are



Chris Wiegenstein
Board President



Tanya Stager Gran
Interim Executive Director



Todd C. Williams
Board Treasurer & Acting Financial
Director



Whidbey
Homeless
Coalition

Head in Beds



Whidbey
Homeless
Coalition

2021

Haven

4,253 Guest-Nights
(87 Unique Guests)

House of Hope

4,327 Guest-Nights
(38 Unique guests)

2020

Haven

3,682 Guest-Nights
(94 Unique Guests)

House of Hope

965 Guest-Night
(31 Unique Guests)

Cost per Guest-Night



Whidbey
Homeless
Coalition

2021

Haven
\$ 32.46

House of Hope
\$ 25.85

2020

Haven
\$ 31.29

House of Hope
\$ 30.43

Costs calculated at capacity

Contributions & Revenue



Whidbey
Homeless
Coalition

2021

Revenue
\$ 870,896

Contributions
\$ 1,235,954

2020

Revenue
\$ 572,460

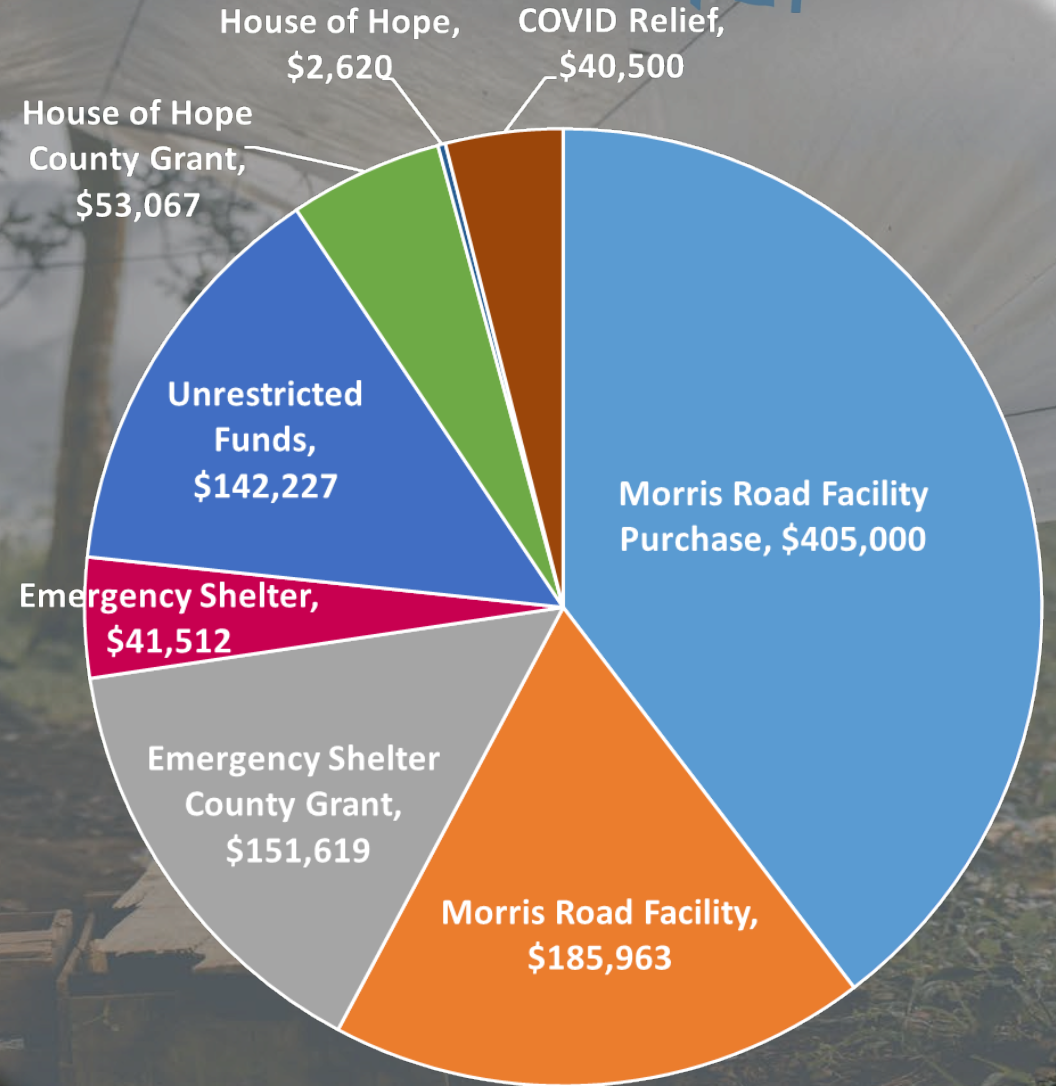
Contributions
\$ 722,484

Program Funding

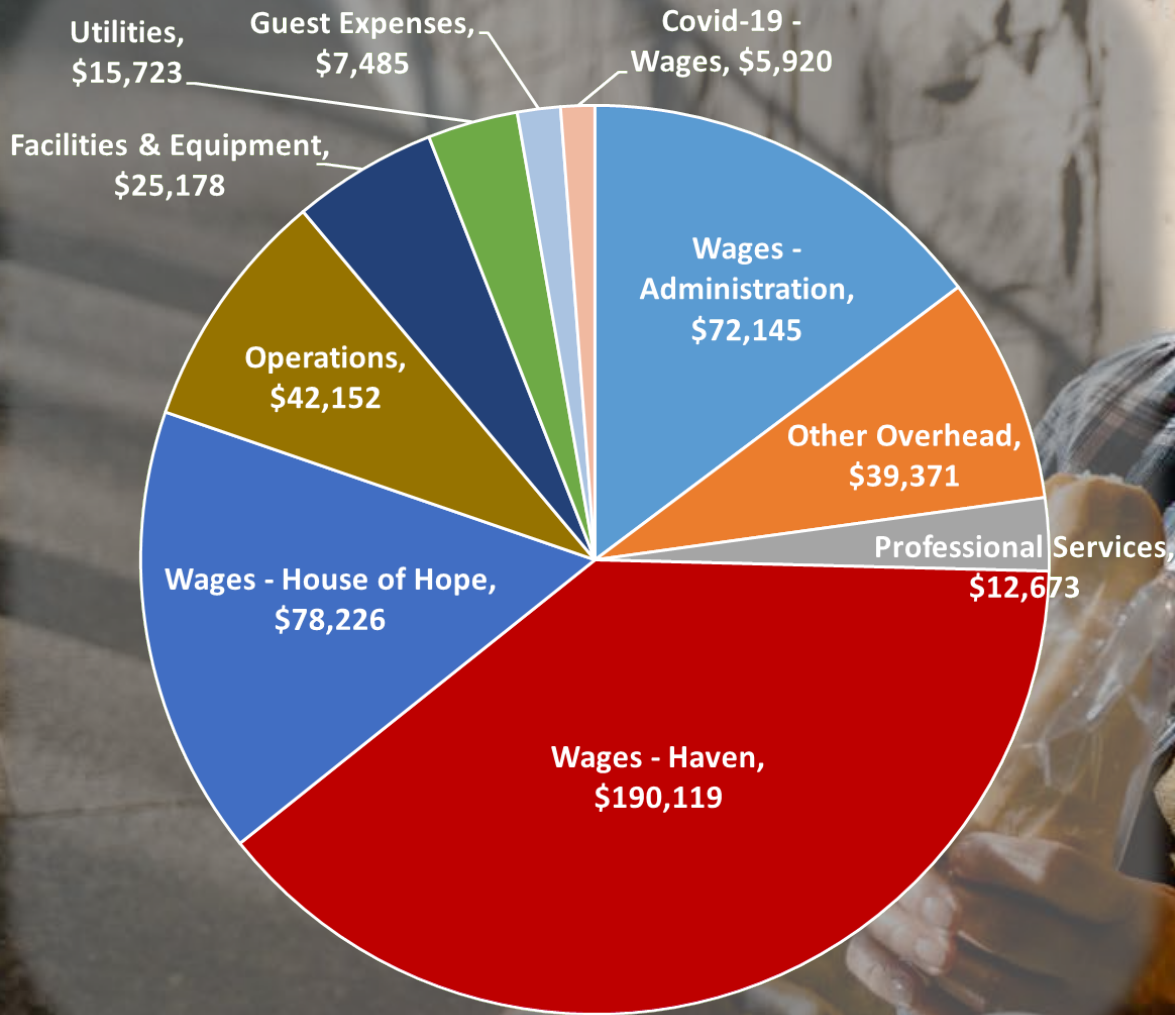
- 58% Morris Road
- 18% Emergency Shelter (Haven)
- 14% Unrestricted
- 6% House of Hope
- 4% COVID Relief



Whidbey
Homeless
Coalition


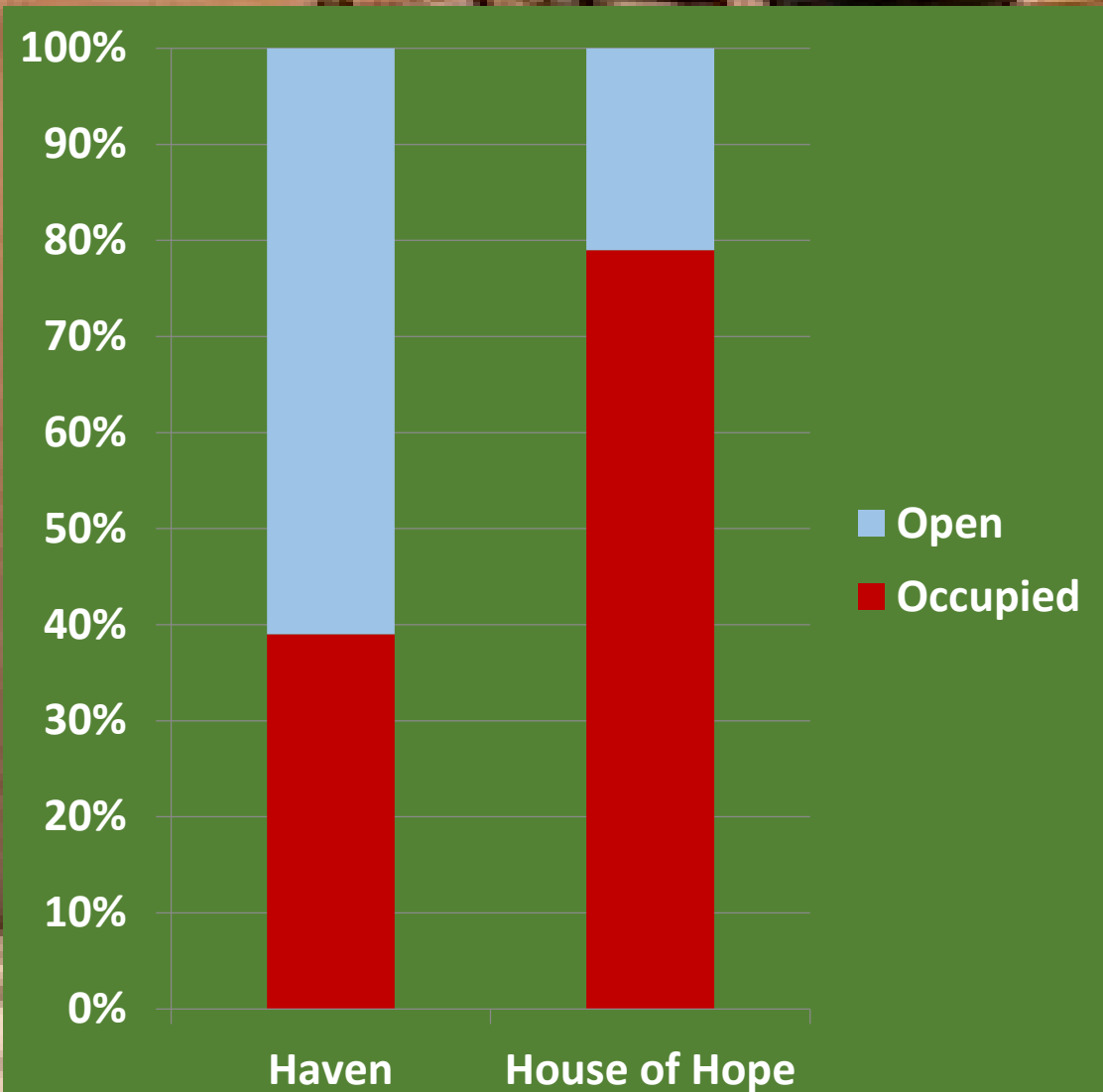


Expenses



- Wages: 78%
 - We need to “Walk our Talk” and pay livable wages
- True gauge: Cost per guest-night
 - Haven: \$ 30.04
 - House of Hope: \$ 29.22

Capacity



Whidbey
Homeless
Coalition

House of Hope

- $4,327/5,475 = 79\%$

Haven

- $4253/10950 = 39\%^*$

* Based on 30 person capacity. COVID limitations and church capacity varied this throughout the year

New Stipulations



Whidbey
Homeless
Coalition

- Employed
- Save 30% of income during stay
- Housing Action Plan
 - Guests must be available for one-on-one case management at least once a week
 - Every two weeks the action plan is reviewed and updated to ensure the family or individual is making progress
- Families are required to seek housing weekly
- All guests are required to follow through with referred services such as:
 - Mental health counseling
 - Substance use disorder (SUD) services
 - Veterans assistance
 - Parent Support
 - Dept. of Social and Health Services (DSHS) requirements
 - Domestic Violence (DV) or Citizens against Domestic Violence (CADA) advocate
 - Dept. of Children, Youth, and Families (DCYF) requirements

Outcomes



Whidbey
Homeless
Coalition

Service	2021	2020	Change
Housed, relocated to rehabilitation center, or assisted living facility	11	6	83%
Referral services (by household)			
Social Security/Disability Ins	1	1	
Mental Health Counseling	9	6	
Employment	7	6	
Substance Use Disorder (SUD) counseling	7	3	
Parent Support	9	8	
Veterans Administration (VA):	4	1	
Medical	8	1	
Dept. of Children, Youth, and Families (DCYF)	2	3	
Domestic Violence (DV) or Citizens against Domestic Violence (CADA)	0	3	
Total	47	32	47%

Challenges

- Growth
 - New processes and procedures
- Need unrestricted funds
- Grant complexity
- Need more diverse board
- Executive director search
- Construction at Morris Road
- Permitting
 - Morris Road facility
 - Mobile shower



Whidbey
Homeless
Coalition

2022



Whidbey
Homeless
Coalition

- Morris Road Facility operational
- Shower trailer cost effective and operational
- Five-year Strategic Plan

Thank You



Whidbey
Homeless
Coalition

Questions?

Ways to donate:

Whidbey Homeless

@WhidbeyHomeless



venmo

[https://whidbeyhomeless.org/
donate](https://whidbeyhomeless.org/donate)